



CRYSTEK
CRYSTALS
A DIVISION OF CRYSTEK CORPORATION

CCPD-034 LVPECL
Clock Oscillator
5x7mm SMD
3.3 Volts



Model CCPD-034 is a 162.000MHz to 312.500MHz LVPECL Clock Oscillator operating at 3.3Volts. The oscillator utilizes a High Q Third Overtone crystal design providing very low Jitter and Phase Noise. No Sub-Harmonics are present in the Output Signal.



5x7mm SMD

Applications:

Digital Video
SONET/SDH/DWDM
Storage Area Networks
Broadband Access
Ethernet, Gigabit Ethernet



CRYSTEK

CRYSTALS

A DIVISION OF CRYSTEK CORPORATION

CCPD-034 LVPECL Clock Oscillator 5x7mm SMD 3.3 Volts



Frequency Range: 162.000MHz to 312.500MHz
Frequency Stability Options(ppm): ±20, ±25, ±50, ±100

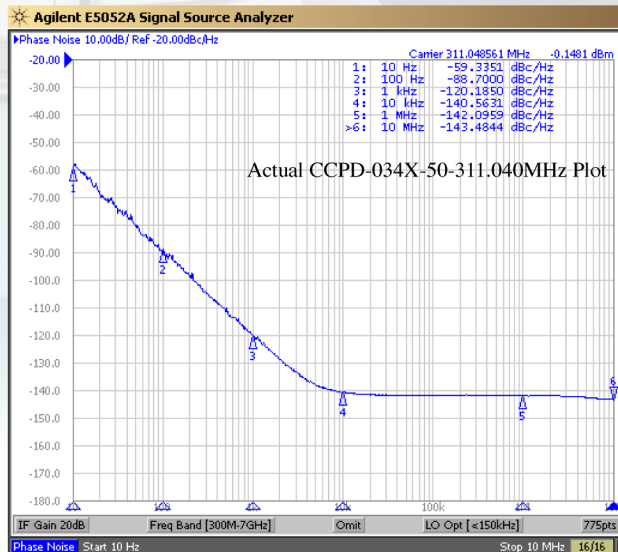
Temperature Range: (standard) 0°C to +70°C
(Option M) -20°C to +70°C
(Option X) -40°C to +85°C

Storage: -55°C to 120°C
Input Voltage: 3.3V ± 0.3V
Input Current: 55mA Typ., 88mA Max

Output: Differential LVPECL
Symmetry: 45/55% Max @ 50% Vdd
Rise/Fall Time: 1nsec Max @ 20% to 80% Vdd

Logic: Terminated to Vdd-2V into 50 ohms
Temp. 0°C to 85°C "0"=1.490 Min., 1.680 Max
Temp. -40°C to 0°C "1"=2.275 Min., 2.420 Max
Disable Time "0"=1.470 Min., 1.745 Max
Start-up Time "1"=2.215 Min., 2.420 Max
200nSec Max
1mSec Typ., 2mSec Max

Phase Jitter: 12KHz~80MHz 0.5psec Typ., 1psec RMS Max
Phase Noise: (See Plot Below)
Sub-harmonics: None
Aging: <3ppm 1st year, <2ppm every year thereafter





CRYSTEK

CRYSTALS

A DIVISION OF CRYSTEK CORPORATION

CCPD-034 LVPECL Clock Oscillator 5x7mm SMD 3.3 Volts



PART NUMBER GUIDE

CCPD - 034 X - 50 - 311.040

- #1 Crystek PECL Oscillator.
- #2 Model 034
- #3 Temp. Range (Blank=0/70°C)(M=-20/70°C)(X=-40/85°C)
- #4 Stability: (see Table 1)
- #5 Frequency in MHz: 3 or 6 decimal places

Example:

CCPD-034X-50-311.040

3.3V, -40/85°C, ±50ppm, 311.0400 MHz

Stability Indicator	
Blank(std)	±100ppm
50	±50ppm
25	±25ppm
20	±20ppm

Table 1

Standard Frequencies

- (±50ppm, 0/70°C)
- 200.000MHz
- 212.500MHz
- 250.000MHz
- 311.040MHz
- 312.500MHz

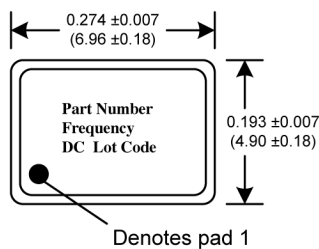
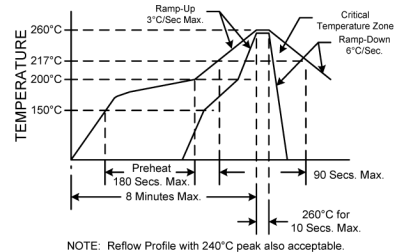
Mechanical:

- Shock:** MIL-STD-883, Method 2002, Condition B
- Solderability:** MIL-STD-883, Method 2003
- Vibration:** MIL-STD-883, Method 2007, Condition A
- Solvent Resistance:** MIL-STD-202, Method 215
- Resistance to Soldering Heat:** MIL-STD-202, Method 210, Condition I or J

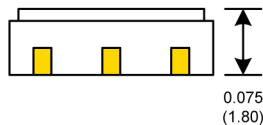
Environmental:

- Thermal Shock:** MIL-STD-883, Method 1011, Condition A
- Moisture Resistance:** MIL-STD-883, Method 1004

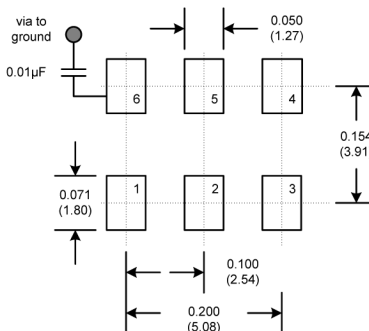
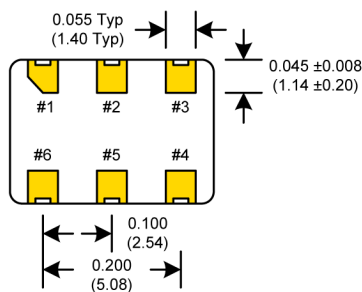
RECOMMENDED REFLOW SOLDERING PROFILE



Dimensions inches (mm)
All dimensions are Max unless otherwise specified.



SUGGESTED PAD LAYOUT



Tri-State Function

Pin #1 State	Output State
Open or N/C	Active
"1" level 0.7*Vcc Min	Active
"0" level 0.3*Vcc Max	High Z

Pad	Connection
1	Enable/Disable
2	N/C
3	GND
4	Out
5	Comp. Out
6	VCC